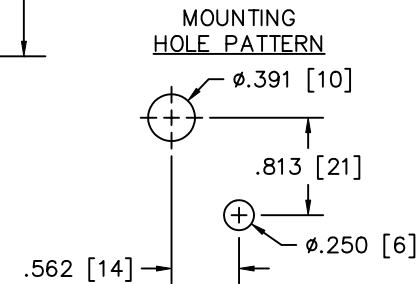


HOW TO ORDER: 117PH- - -

BLANK = 12,24,32 V DC
6 = 6 V DC

BLANK = STANDARD
AS = AUXILIARY SWITCH
F = WITH OUT FUSE
SB = SEALED BASE



SPECIFICATIONS:

BASE: SYNTHANE
CASE: POLYCARBONATE (CLEAR)
CONTACT RATING: 10 AMPS
COIL RATING: 6-12-24-34 V
COIL RESISTANCE: 18 ohms ± 10%
OPERATING TEMPERATURE RANGE: -40 TO 176°F
(-40 TO 80°C)

⚠️ SNAP-SWITCH: 125 V AC / 1 AMP
AUXILIARY SWITCH OPTION ONLY

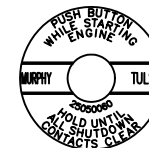
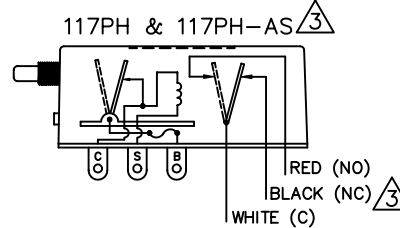
COIL RATING	MIN. TRIP	MIN. TRIP CURRENT
6 V DC	3 V DC	.166 A
12,24,32, V DC	8.5 V DC	.472 A

NOTES:

1. DIMENSIONS IN [] ARE MILLIMETERS.
2. RED TAIL SPRING ON 6 VOLT ONLY.

⚠️ AUXILIARY SWITCH OPTION ONLY.

TYPICAL WIRING



INSTRUCTION PLATE

D	ADD DASH TO HOW TO ORDER		
	(4/26/95) MLM (ER#95-0534) RJ		
REV.	CHANGES MADE		
DRAWN BY:	DAVID P.	E.R.NO.	NONE
DATE:	2/28/84	CHKD. BY:	DDR
		APPD. BY:	EB
MODEL:	117PH & 117PH-AS		
MAGNETIC SWITCH			
DRAWING NO.	25-02-0151	SIZE	REV.
		B	D