

HOW TO ORDER: 117- -

BLANK = 12,24,32 V DC
6 = 6 V DC


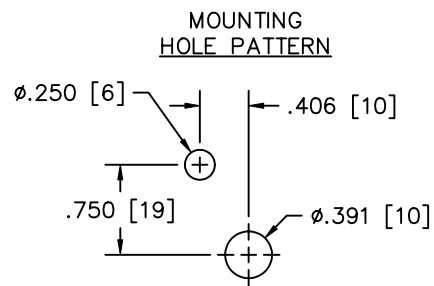
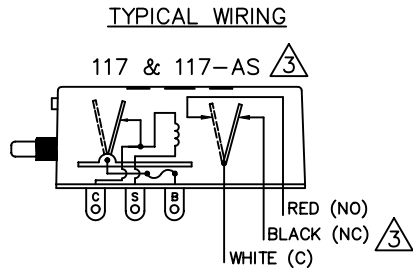
BLANK = STANDARD
AS = AUXILIARY SWITCH
F = WITH OUT FUSE
SB = SEALED BASE

SPECIFICATIONS:
 BASE: SYNTHANE
 CASE: POLYCARBONATE, (RED)
 CONTACT RATING: 10 AMPS
 COIL RATING: 6, 12-24-32 V DC
 COIL RESISTANCE: 18 ohms ± 10%
 OPERATING TEMPERATURE RANGE: -40 TO 176°F (-40 TO 80°C)

△ SNAP-SWITCH: 125 V AC / 1 AMP
 AUXILIARY SWITCH OPTION ONLY

COIL RATING	MIN. TRIP	MIN. TRIP CURRENT
6 V DC	3 V DC	.166 A
12,24,32, V DC	8.5 V DC	.472 A

NOTES:
 1. DIMENSIONS IN [] ARE MILLIMETERS.
 2. RED TAIL SPRING ON 6 VOLT ONLY.
 △ AUXILIARY SWITCH OPTION ONLY.



H	ADD DASH IN HOW TO ORDER		
	(4/29/95) MLM (ER#95-0534) RJ		
REV.	CHANGES MADE		
DRAWN BY:	DAVID P.	E.R.NO.	NONE
DATE:	2-28-84	CHKD. BY:	DDR
		APPD. BY:	EB
MODEL:	117 & 117-AS		
MAGNETIC SWITCH			
DRAWING NO.	25-02-0050	SIZE	REV.
		B	H